

top quality british craftsmanship since 1936



specialist high seat chairs & settees

made to measure chairs

electric riser recliner chairs

manual riser chairs

manual recliner chairs

commode chairs



COMFORT & CARE

from A.J. Way & Co. Ltd



A.J. Way Chatsworth firm back static armchair & settee in Concerto Peach

www.ajway.co.uk

Comfort & Care from...

A.J.WAY & CO. LTD



Widely perceived to be the “gold standard” manufacturer of the specialist chair market A.J.Way prides itself on its enviable reputation for top quality products designed for longterm comfort & support as well as aesthetics.


Our aim is to fit our chairs as closely as possible to end user size and requirements whilst maintaining the correct proportions of the chair. This may take a little longer and cost a little more but the resultant benefits for purchasers are immense. Contact us on 01494 471821 or email us at sales@ajway.co.uk for details of your nearest trained distributor.



Blenheim soft back riser recliner in Soho Patchwork Blush



page 2



We offer a range of products from high seat chairs which are generally firmer, higher and less deep than standard living room furniture; manual riser chairs which give an assisted lift as the sitter moves forwards & starts to rise, through to electric riser recliners which offer an electrically powered lift & recline facility. Key points to consider when purchasing a high seat or riser recliner chair are as follows:

Falkland manual recliner chair & legrest in Panvelle Stretch Tenby Red



- **Seat height** - floor to top of cushion. Aim for a right angle bend at knee with upper leg lying flat on cushion. Too high or too low a seat may create pressure problems, difficulty rising & discomfort.
- **Seat depth** - front of seat cushion to front of backrest. Cushion should be deep enough to support entire length of upper leg with just flat of hand space between front edge of cushion & back of calf when sitting right back against backrest. No loose cushions should be required.
- **Seat width** - internal width between armrests. Look for about ¾" gap either side of buttocks to ensure good width.
- **Back height** - from seat cushion to top of backrest - should be tall enough to rest head against without slumping forward, especially on a recliner.
- **Back shape & angle** - should follow spinal contours as closely as possible. Consider how upright a backrest you require.
- **Arm height** - from top of seat should be high enough to rest arms comfortably on & aid standing but not too high to put upward pressure on shoulders.

- **Features required** e.g. padded arms, wooden handgrips to assist rising; filled sides; wings to rest head against whilst dozing; neck pillows; specialist pressure distributing cushion in seat; drop arms for side transfer; armcaps; battery backup; hazard sensor device to detect obstacles under riser recliner chair; ProBax™ foam technology; type of fabric & wood finish. Discuss all these options with your trained dealer & sit in the chair for as long as possible before purchasing.
- **Always** consider what you want to do in the chair e.g. hobbies, watch tv & how suitable the chair is likely to be for your longterm needs.



Blenheim firm back riser recliner with polished handgrips in Coniston Green



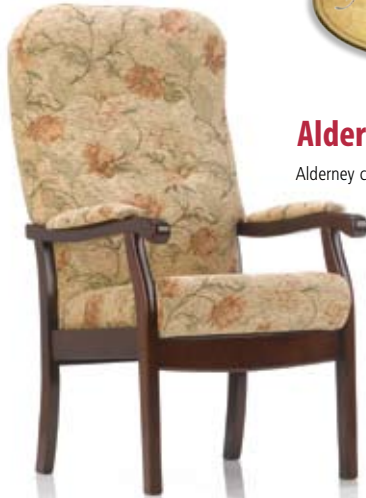
HIGH SEAT CHAIRS



Many purchasers opt to replace their existing suite with one that is easier to rise from & more supportive such as the popular Lundy Chair & Settee illustrated. Lundy has slightly softer upholstery than other A.J. Way chairs & is available in a variety of seat widths, depths & heights & choice of back heights - see your dealer for further details. Lundy may also be ordered without wings & with open sides. The Caldey version has a less upright backrest. Alderney is another softer sit chair, available in just one seat size but various seat heights. Discuss options of memory foam or ProBax™ foam technology with your dealer.

Alderney chair

Alderney chair in Belmont Gold



Lundy chair



Mini Lundy in Coniston Wine



Standard Lundy in Concerto Peach



Kingsize Lundy in Coniston Green



Lundy chair & settee

Lundy chair & settee in Concerto Peach



Top-selling Falkland is available in a variety of seat widths, depths,

heights & a choice of back heights -

see your dealer for further details & to discuss options of memory foam or ProBax™ foam technology. The Falkland Recliner comes in limited sizes with a ratchet back recliner bar to give a choice of sitting positions & is best used with the matching adjustable legrest (see page 2). All Falklands may be supplied with or without wings & filled sides.

Orkney chair has a very upright back, comes in just one seat size but various seat heights.

Tresco Chair features adjustable mid back cushion to help accommodate spinal curvature. It comes in two seat sizes & a variety of heights. Height adjustable neck pillows may be purchased as optional extras on all chairs to create additional neck support.

Falkland chair

Falkland chair with wings & filled sides in Seattle Celadon



Falkland chair

Falkland chair in Seattle Gold



page 5



Tresco chair

Tresco chair in Richmond Jade

Orkney chair

Orkney chair in Fleur Celadon



A.J.Way & Co. Ltd

manufacturing quality british furniture
for over 70 years

Specialist

HIGH SEAT CHAIRS

Specialist high seat chairs include bariatric (plus-sized) chairs for the larger user; manual riser chairs; drop-arm chairs to facilitate side transfer & hoisting; porter chairs; height adjustable chairs with hygiene gap & rear housekeeping wheels. Loose cushions may be replaced by specialist pressure distributing cushions without altering chair proportions. Alternatively the option of having Reflexion™ cushions which incorporate vasco memory foam toppers as an integral part of the chair provides excellent pressure redistribution.

Arran manual riser chair is a piston operated assisted lift chair which is weight specific. The seat should always be in locked mode whilst sitting.

The Jersey chair is a similar frame with fixed seat cushion & available from petite to plus (bariatric) sizing. Both chairs come in a big variety of seat heights - discuss options with your dealer.

Shetland chair

Shetland Double Drop Arm Chair facilitates sideways transfer & hoisting & comes in two sizes & heights whilst Shetland Porter Chair with push handle, retractable footplate & lockable wheels & the option of double drop arms comes in one seat size only.

Shetland drop arm chair in Boltaflex Quattro Jade



Arran manual riser chair

Arran piston operated (weight specific) manual riser chair in Florence Diamond Natural

Jersey chair

Jersey bariatric (plus sized) chair in Florence Diamond Light Blue



Jersey chair with wings & filled sides in Florence Diamond Dark Blue



Shetland porter chair with drop arm option in Vyflex Navy



Electric

RISER RECLINERS

Electric riser recliner chairs are very popular nowadays and come in all sorts of configurations. At A.J.Way we place great value on the simplicity & effectiveness of single motor two-way action tilt-in-space chairs like our Blenheim, Chatsworth & Tate with just two handset buttons to operate. The action we use is the best we have seen, provides excellent leg elevation, good TV watching position & a smooth high riser action. The amount of lift & angle of lift may be varied on some of the frames to suit individual needs. For those wishing to recline more fully the Osborne & Sandown three-way action has an initial tilt action and then the back opens away from the seat for a further recline.

Most experienced seating therapists prefer to sit clients in a good single motor tilt-in-space two-way action chair like Blenheim, Chatsworth or Tate wherever possible. Blenheim & Chatsworth in particular come in a large number of size options. Dual motor chairs such as Beaulieu, Cliveden & Multi have independent backrest & legrest operation, which may be useful if you require multiple changes of angle between trunk & legs.

Chatsworth firm back riser recliner in Concerto Peach



A basic battery backup device is fitted as standard but a rechargeable battery backup or mains independent Accupack system may be purchased to maintain power during power cuts. Accessories & options include armcaps, antimaccassars, additional pockets, ivory-coloured handset buttons, wooden handgrips, thoracic supports & heat pads.

page 7



Chatsworth in seat lift position



Cliveden dual motor soft back chair fully reclined in Fortuna Soft Gold



IMPORTANT SAFETY NOTE - small children must never be left unattended with or allowed to play with riser recliner chairs. If small children are present on a regular basis a hazard sensor device, keylock or detachable handset should be considered - speak to your dealer for details.

Backrest Options

All our armchair riser recliners come with a choice of backrests as illustrated on the various chairs.

- **Firm Wing** - for those with good posture requiring firm support (standard backrest unless otherwise specified).
- **Soft Back** - softer foam buttoned backrest with option of wings.
- **Waterfall** - accessible soft fibre-filled pillows which may be repositioned to accommodate spinal curvature & body contours. These backs need to be plumped up after use like pillows.

Single

MOTOR CHAIRS



page 8



Wooden handgrips to steady user when rising - choice of four wood finishes - natural beech, teak, walnut & mahogany.



Blenheim chair

Blenheim soft back riser recliner in Soho Patchwork Blush

Blenheim & Chatsworth chairs

Blenheim is a petite & Chatsworth a mid-sized single motor tilt-in-space chair. Both are available in multiple size options (see previous page for Chatsworth illustrations).

Tate chair

Tate single motor tilt-in-space riser recliner in Panvelle Tenby Red



Osborne chair

Osborne firm back single motor three-way action chair with extended recline in Phaedra Patchwork

Beaulieu & Cliveden chairs

Beaulieu is a petite & Cliveden a mid-sized dual motor riser recliner, both available in a variety of sizes (see page 7 for Cliveden illustration).



Beaulieu soft back riser recliner in Corona Gold



Beaulieu waterfall back riser recliner in Corona Gold



Beaulieu firm wing back riser recliner in Corona Gold

Dual

MOTOR CHAIRS

Multi 6 chair

Multi 6 Dual Motor Chair with drop down armrests allows easy side transfer to a wheelchair & facilitates hoisting. It has a choice of three lift & tilt angles. The high flat angle may be helpful for those with unsteady balance needing to perch on the seat until a standing height is reached. Two seat heights & depths & an option of a separate extended legrest board.

Multi 6 featuring double drop arms



Multi 6 in high flat lift position in Florence Diamond Dark Blue

Multi 6 in fully reclined position



A.J. Way & Co. Ltd

manufacturing quality british furniture
for over 70 years

Specialist Seat Cushion

OPTIONS

For those with particular vulnerability to developing pressure ulcers, the ability to have a specialist cushion accommodated within their chair offers huge benefits & maintains the essential proportions of the chair.

Our armchair riser recliners may be supplied with a drop-in cushion incorporating a Reflexion™ cushion with vasco memory foam topper, a Vicair Cushion or alternating air cushion. The cushion may be removed to allow another prescribed product to be used. Memory foam is a heat sensitive, energy absorbing foam that moulds itself to a person's shape & size & spreads seated pressure more evenly. It may be fitted in all our high seat chairs, in riser recliner seat & legrest wraps as well as in the drop-in cushions. For specialist pressure care advice always consult a tissue viability expert.



page 10

ProBax™ foam technology

All chairs have the option of patented ProBax™ Foam Technology. Geometric inserts of various densities of foam in the rear undersurface of the seat help support the body in a more upright & natural position. ProBax™ aims to support & tilt the pelvis very subtly thus allowing the spine to adopt its natural 'S'- shaped lordotic curve. By reducing the degree of constriction in blood vessels, aggravated by slumped posture, ProBax™ may enhance blood flow & help reduce muscle fatigue.



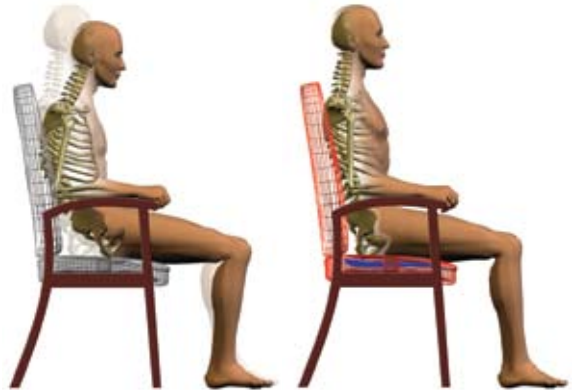
Chatsworth chair

Chatsworth drop-in max chair with Gerald Simonds Vicair Academy Twin Ten Cushion



Chatsworth chair

Chatsworth drop-in max chair with Westmeria dynamic air cushion



Seat without ProBax™

Seat with ProBax™

By helping maintain a good sitting position for a longer period of time ProBax™ aims to improve seated posture, breathing, digestion & comfort.



NuBax
Advanced Seating Technology

Commode

CHAIRS

Wooden framed commode chairs blend discreetly into the home environment.

Choose from Chalgrove with round toilet seat or Claydon with moulded plastic insert. Both are available in soft covers, water resistant anti-bacterial fabrics or vinyls.

Chalgrove

commode chair

In Boltaflex Cadet Venture
Duckegg



Claydon

commode chair

In Boltaflex Cadet Venture
Hyacinth



Contract Furniture

CHAIRS & TABLES

Our contract chair range features stacking chairs such as the Dashwood & Staverton and non-stacking Exmoor dining chairs, reception area seating, coffee & dining tables a small selection of which are pictured below.

Exmoor chair



Exmoor armchair in Boltaflex Cadet Trek



Dashwood chair

Dashwood side chair in Panvelle Stretch Moda Lilac



Round Coffee Table

page 11



A. J. Way & Co. Ltd

manufacturing quality british
furniture for over 70 years

Wood

FINISHES

Beech

Teak

Walnut

Mahogany

A.J.Way chairs are manufactured mostly from prime quality beech from sustainable sources. Chair frames on our high seats, Multi 6, commodes & handgrips on riser recliners come in a choice of four wood finishes: natural beech; teak; walnut; mahogany (the only exceptions being Shetland Drop Arm Chair, Dashwood & Staverton which are available in natural beech only).

Upholstery

FABRICS

Chairs may be upholstered in a wide range of attractive soft covers, water resistant anti-microbial fabrics such as Panvelle Stretch, vinyls including Vyflex stretch vinyl or leather. All fabrics will deteriorate in strong sunlight & should not be placed close to direct heat sources.

Please note that leather & some vinyls may be slippery & can cause the sitter to slide forward in the chair. Leathers & vinyls may also be prone to creaking on action chairs & any stains should be cleaned using proprietary leather cleaners following exact care instructions. Pile fabrics such as velvets & chenilles are prone to creasing, shading & pile crushing. This does not constitute a fabric fault & is not detrimental to the longterm wear of the material. Fabric should be kept clean & brushed regularly with a soft brush or the vacuum cleaner upholstery attachment. Care should be taken to remove all stains as quickly as possible with a damp cloth or proprietary cleaner following care instructions. Fabric treatment may have a detrimental effect on some fabrics. Details of all our fabrics & care instructions may be obtained from our local distributors.



Contact us for details of your nearest distributor:

Distributor:



A. J. Way
AND CO. LTD.

Unit 2, Sunters End, Hillbottom Road, Sands,
High Wycombe, Bucks. HP12 4HS

tel: (01494) 471821 fax: (01494) 450597

email sales@ajway.co.uk web www.ajway.co.uk

A.J.Way & Co Ltd reserves the right to modify designs & specifications at any time in our drive for continuous product improvement. Please note also that fabric colours & wood finishes are subject to change from batch to batch & that any dimensions given to you by our dealers are approximate as the chairs are handmade & different fabrics & foams may affect exact sizes quoted.